



# Mobile Shredder/Fodder Harvester

**SHAKTIMAN** Mobile Shredder is a tractor operated agricultural equipment for cutting and shredding crop stalks to clear the field fast for next crop. Suitable for row crops such as cotton, castor, maize, chilli and other similar crops. Machine can be operated by any 40 and above hp tractor with dual clutch, attached to 3 point linkage and powered by PTO with 540/1000 rpm through driveshaft.

**SHAKTIMAN** Mobile Shredder can easily shred green fodder 6 to 8 ton/hour & cotton stalk 1.5 to 3 ton/hour depending on vegetative growth of crop. It saves 75% of the cost compare to conventional method. Shredded crop can be spread in field or can be collected to a trolley and become rich bio mass resource for agricultural and industrial usage.

## Mobile Shredder/Fodder Harvester

Mobile Shredder / Fodder Harvester Dimensions (without chute)				
MC Name	Length (mm / in.)	Width (mm / in.)	Height (mm / in.)	Weight (Kg. / lbs)
Mobile shredder	2540 / 100	1790 / 70.5	1260 / 49.6	600 / 1323
Exhaust pipe / Chute specifications				
Small Chute	465 / 18.3	590 / 23.2	500 / 19.7	16 / 35
Long Chute	575 / 22.6	1240 / 48.8	2240 / 88.2	48 / 106
Extra Long Chute Mechanical	575 / 22.6	2835 / 111.6	2685 / 105.7	58 / 128
Extra Long Chute hydraulic	470 / 19	3250 / 128	2685 / 105.7	64 / 141
Extra Long Chute Asein-M	575 / 22.6	2390 / 94	2410 / 94.8	54 / 119
Extra Long Chute Asein-H	470 / 19	2810 / 110.6	2410 / 94.8	59 / 130
Number of Rows	1		Exhaust Direction	60° manual adjustment optional Hydraulic Exhaust
Metal Wheel / Rubber Tyre (optional)	Metal 16" (405mm) Rubber (16" x 6.5")		3pt. Hitch	Cat. II
Disc Cutter (no.)	2		PTO. (rpm)	540 / 1000
Shredding Knife (no.)	6 / 12 Optional		Tractor Power (HP / Kw)	40 / 30 & above

The company reserves absolute rights to modify the specifications of machine and components therein without any prior notice.  
\*Weight excluding PTO"

### Optional accessories



Hopper – For safety & convenience while manual feeding



Central Casting Wheel



Long Chute – To divert shredded material in trolley



Adjustable Guides – To ensure feeding of 100% maize stem



Side Casting Wheel



Extra long chute Mechanical – To divert material in the trolley running parallelly by another tractor

### Depth wheel



Side Rubber Wheel




Small Chute - To throw shredded material in field

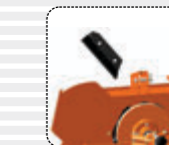


Extra long chute Hydraulic – To divert material in the trolley running parallelly by another tractor & Driver can change the direction of throw


### Features



Foldable frame - for easy transportation



Inbuilt blade sharpening device - to sharpen blades without removing



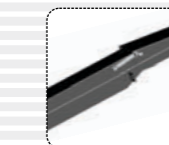
Trolley hitch behind the main frame - To attach trolley to collect shredded material



Positive power drive through cardan shaft - no power loss



Tungsten coated Boron steel blades and disk cutter - For longer life



Foldable flap in chutes - to control distance of throw



**Prime Mover:** Dual clutch 40HP and above tractor for spreading chopped material in field and 55HP and above tractor to attached trolley with the mobile shredder. However, double acting hydraulic valve required for hydraulic chutes.

\*Accessories shown are not part of standard equipment.



# Mobile Shredder/Fodder Harvester

**SHAKTIMAN** Mobile Shredder is a tractor operated agricultural equipment for cutting and shredding crop stalks to clear the field fast for next crop. Suitable for row crops such as cotton, castor, maize, chilli and other similar crops. Machine can be operated by any 40 and above hp tractor with dual clutch, attached to 3 point linkage and powered by PTO with 540/1000 rpm through driveshaft.

**SHAKTIMAN** Mobile Shredder can easily shred green fodder 6 to 8 ton/hour & cotton stalk 1.5 to 3 ton/hour depending on vegetative growth of crop. It saves 75% of the cost compare to conventional method. Shredded crop can be spread in field or can be collected to a trolley and become rich bio mass resource for agricultural and industrial usage.

## Mobile Shredder/Fodder Harvester

Mobile Shredder / Fodder Harvester Dimensions (without chute)				
MC Name	Length (mm / in.)	Width (mm / in.)	Height (mm / in.)	Weight (Kg. / lbs)
Mobile shredder	2540 / 100	1790 / 70.5	1260 / 49.6	600 / 1323
Exhaust pipe / Chute specifications				
Small Chute	465 / 18.3	590 / 23.2	500 / 19.7	16 / 35
Long Chute	575 / 22.6	1240 / 48.8	2240 / 88.2	48 / 106
Extra Long Chute Mechanical	575 / 22.6	2835 / 111.6	2685 / 105.7	58 / 128
Extra Long Chute hydraulic	470 / 19	3250 / 128	2685 / 105.7	64 / 141
Extra Long Chute Asein-M	575 / 22.6	2390 / 94	2410 / 94.8	54 / 119
Extra Long Chute Asein-H	470 / 19	2810 / 110.6	2410 / 94.8	59 / 130
Number of Rows	1		Exhaust Direction	60° manual adjustment optional Hydraulic Exhaust
Metal Wheel / Rubber Tyre (optional)	Metal 16" (405mm) Rubber (16" x 6.5")		3pt. Hitch	Cat. II
Disc Cutter (no.)	2		PTO. (rpm)	540 / 1000
Shredding Knife (no.)	6 / 12 Optional		Tractor Power (HP / Kw)	40 / 30 & above

The company reserves absolute rights to modify the specifications of machine and components therein without any prior notice.  
\*Weight excluding PTO"

### Optional accessories



Hopper – For safety & convenience while manual feeding



Central Casting Wheel



Long Chute – To divert shredded material in trolley



Adjustable Guides – To ensure feeding of 100% maize stem



Side Casting Wheel



Extra long chute Mechanical – To divert material in the trolley running parallelly by another tractor

### Depth wheel



Side Rubber Wheel

### Chute Options




Small Chute - To throw shredded material in field




Extra long chute Hydraulic – To divert material in the trolley running parallelly by another tractor & Driver can change the direction of throw


### Features




Foldable frame - for easy transportation



Inbuilt blade sharpening device - to sharpen blades without removing




Trolley hitch behind the main frame - To attach trolley to collect shredded material



Positive power drive through cardan shaft - no power loss



Tungsten coated Boron steel blades and disk cutter - For longer life



Foldable flap in chutes - to control distance of throw



**Prime Mover:**  
Dual clutch 40HP and above tractor for spreading chopped material in field and 55HP and above tractor to attached trolley with the mobile shredder. However, double acting hydraulic valve required for hydraulic chutes.